
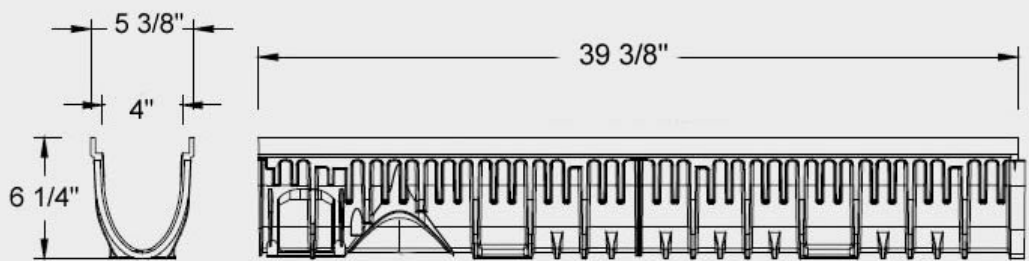

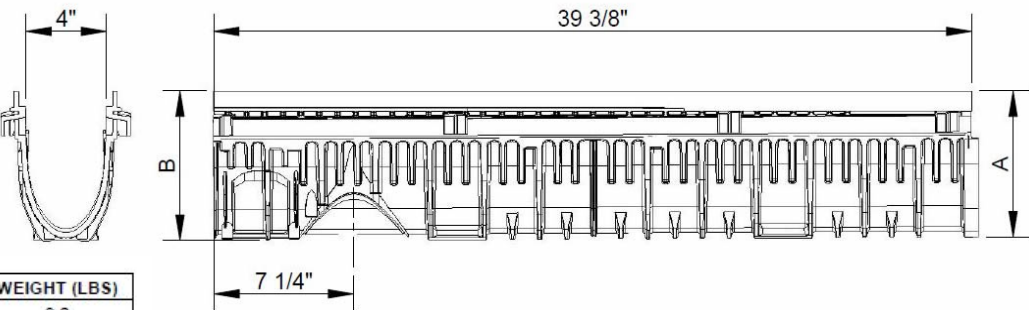
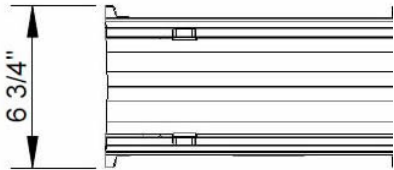



1-877-903-7246



www.trenchdrainsupply.com

Number		Series																																																																																																	
106-C Channel		CPS106																																																																																																	
		Trench Drain Channel																																																																																																	
		Pro Plus 100																																																																																																	
																																																																																																			
100-C Flat																																																																																																			
																																																																																																			
100-C Presloped																																																																																																			
<table><tr><th>PART NUMBER</th><th>DIM "A"</th><th>DIM "B"</th><th>WEIGHT (LBS)</th></tr><tr><td>100C</td><td>6.2</td><td>6.2</td><td>9.2</td></tr><tr><td>100C01</td><td>7.5</td><td>7.7</td><td>12.4</td></tr><tr><td>100C02</td><td>7.7</td><td>7.9</td><td>12.6</td></tr><tr><td>100C03</td><td>7.9</td><td>8.1</td><td>12.8</td></tr><tr><td>100C04</td><td>8.1</td><td>8.3</td><td>12.9</td></tr><tr><td>100C05</td><td>8.3</td><td>8.5</td><td>13.1</td></tr><tr><td>100C05N</td><td>8.5</td><td>8.5</td><td>13.3</td></tr><tr><td>100C06</td><td>8.5</td><td>8.7</td><td>13.4</td></tr><tr><td>100C07</td><td>8.7</td><td>8.9</td><td>13.6</td></tr><tr><td>100C08</td><td>8.9</td><td>9.1</td><td>13.8</td></tr><tr><td>100C09</td><td>9.1</td><td>9.3</td><td>14.0</td></tr><tr><td>100C10</td><td>9.3</td><td>9.5</td><td>14.2</td></tr><tr><td>100C11</td><td>9.5</td><td>9.7</td><td>17.1</td></tr><tr><td>100C12</td><td>9.7</td><td>9.9</td><td>17.3</td></tr><tr><td>100C13</td><td>9.9</td><td>10.1</td><td>17.5</td></tr><tr><td>100C14</td><td>10.1</td><td>10.3</td><td>17.6</td></tr><tr><td>100C15</td><td>10.3</td><td>10.5</td><td>17.8</td></tr><tr><td>100C15N</td><td>10.5</td><td>10.5</td><td>18.0</td></tr><tr><td>100C16</td><td>10.5</td><td>10.7</td><td>18.1</td></tr><tr><td>100C17</td><td>10.7</td><td>10.9</td><td>18.3</td></tr><tr><td>100C18</td><td>10.9</td><td>11.1</td><td>18.5</td></tr><tr><td>100C19</td><td>11.1</td><td>11.3</td><td>18.7</td></tr><tr><td>100C20</td><td>11.3</td><td>11.5</td><td>18.9</td></tr></table>				PART NUMBER	DIM "A"	DIM "B"	WEIGHT (LBS)	100C	6.2	6.2	9.2	100C01	7.5	7.7	12.4	100C02	7.7	7.9	12.6	100C03	7.9	8.1	12.8	100C04	8.1	8.3	12.9	100C05	8.3	8.5	13.1	100C05N	8.5	8.5	13.3	100C06	8.5	8.7	13.4	100C07	8.7	8.9	13.6	100C08	8.9	9.1	13.8	100C09	9.1	9.3	14.0	100C10	9.3	9.5	14.2	100C11	9.5	9.7	17.1	100C12	9.7	9.9	17.3	100C13	9.9	10.1	17.5	100C14	10.1	10.3	17.6	100C15	10.3	10.5	17.8	100C15N	10.5	10.5	18.0	100C16	10.5	10.7	18.1	100C17	10.7	10.9	18.3	100C18	10.9	11.1	18.5	100C19	11.1	11.3	18.7	100C20	11.3	11.5	18.9
PART NUMBER	DIM "A"	DIM "B"	WEIGHT (LBS)																																																																																																
100C	6.2	6.2	9.2																																																																																																
100C01	7.5	7.7	12.4																																																																																																
100C02	7.7	7.9	12.6																																																																																																
100C03	7.9	8.1	12.8																																																																																																
100C04	8.1	8.3	12.9																																																																																																
100C05	8.3	8.5	13.1																																																																																																
100C05N	8.5	8.5	13.3																																																																																																
100C06	8.5	8.7	13.4																																																																																																
100C07	8.7	8.9	13.6																																																																																																
100C08	8.9	9.1	13.8																																																																																																
100C09	9.1	9.3	14.0																																																																																																
100C10	9.3	9.5	14.2																																																																																																
100C11	9.5	9.7	17.1																																																																																																
100C12	9.7	9.9	17.3																																																																																																
100C13	9.9	10.1	17.5																																																																																																
100C14	10.1	10.3	17.6																																																																																																
100C15	10.3	10.5	17.8																																																																																																
100C15N	10.5	10.5	18.0																																																																																																
100C16	10.5	10.7	18.1																																																																																																
100C17	10.7	10.9	18.3																																																																																																
100C18	10.9	11.1	18.5																																																																																																
100C19	11.1	11.3	18.7																																																																																																
100C20	11.3	11.5	18.9																																																																																																
																																																																																																			
Manufacturer		Specification																																																																																																	
 Quality engineered trench drain system		MEA 100 SERIES SMC-GRP MATERIAL, 6" EXTERIOR 4" INTERIOR DRAINAGE CHANNEL. FLAT - NEUTRAL (STANDARD) OR WITH PRESLOPE (UPGRADE), SUPPLIED BY TRENCH DRAIN SUPPLY.																																																																																																	
DISCLAIMER - The customer and the customer's architects, engineers, consultants, and other professionals are completely responsible for the selection installation and maintenance of any product purchased from Trench Drain Supply and/or its manufacturers. TRENCH DRAIN SUPPLY MAKES NO WARRANTY, EXPRESS OR IMPLIED, AS TO THE SUITABILITY, DESIGN, MERCHANTABILITY, OR FITNESS OF THE PRODUCT FOR CUSTOMERS APPLICATION. The drawing and information provided remain the property and copyright of the manufacturer listed. The manufacturer reserves the right to modify specification without notice.																																																																																																			